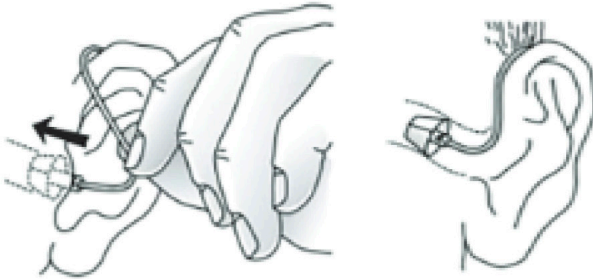


# Excess whistling

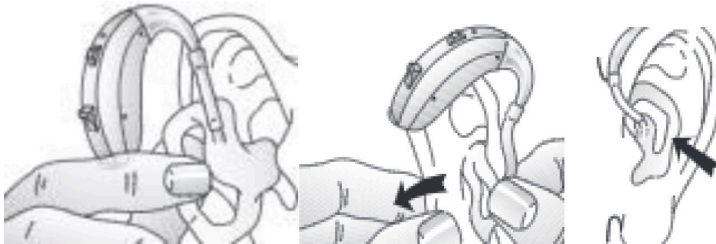
## Possible Solutions – Excessive whistling

- Re-insert slim tube / ear mould in case it wasn't quite positioned correctly.

### Slim tube insertion

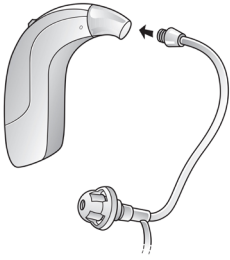


### Ear mould insertion



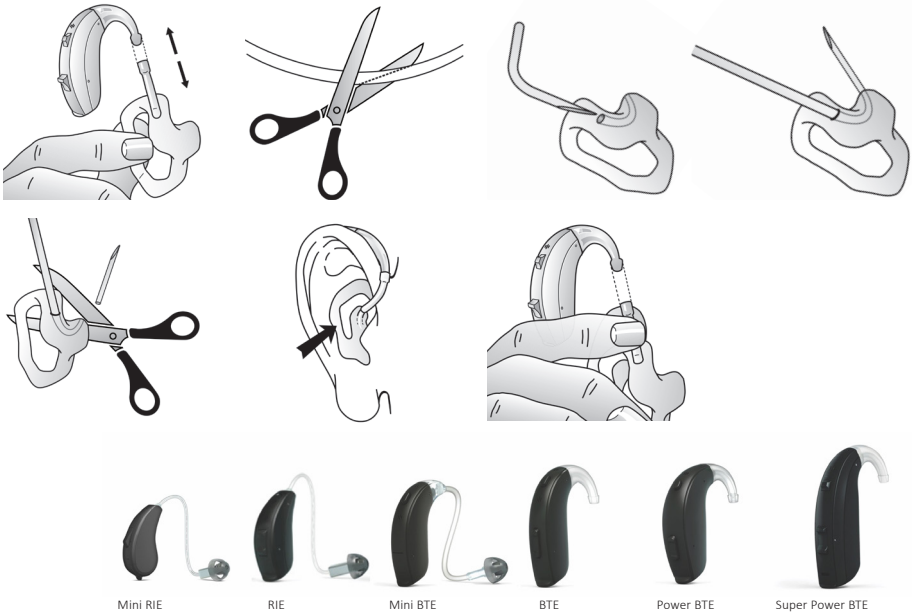
Slim tube / ear mould tubing worn or damaged. If you have a replacement thin tube and dome replace this part. If you use an ear mould you can replace the tubing. If this doesn't resolve the issue you need to contact your hearing care provider.

## Thin tube replacement



## Ear Mould re-tube

Excessive ear wax - for this you would need to contact your hearing care provider or GP.



Audiologist contact details:

**Videos are available for all of the above suggestions, please visit:**

<https://www.danalogic.co.uk/for-patients/instructional-videos>